

MARSHALL INNOVATIONS DECK CALCULATION SERVICE

QUANTITATIVE CALCULATION FOR STONE PATIO

By phone 0800 776 9727 - By e-mail headoffice@mwnz.com

Please contact our technical department for calculation services or refer to span tables via our website.

CONTACT

Client: _____

Contractor: _____

Contact Person: _____

Contact Person: _____

E-mail: _____

Phone: _____

Project: _____

E-mail: _____

PROJECT DETAILS

Utilisation

- Private (close to ground level)
- Private (Roof terraces, balconies)
- Public

- Corner Support System (Mounted on Adjustable Pedestals)
- Stone-System (Mounted on Aluminium Profiles)

Length Side A: _____ m

(in stress direction of substructure = SS)

Length Side B: _____ m

Centre Distance e: _____ m

Total assembly height from ____ to ____ mm

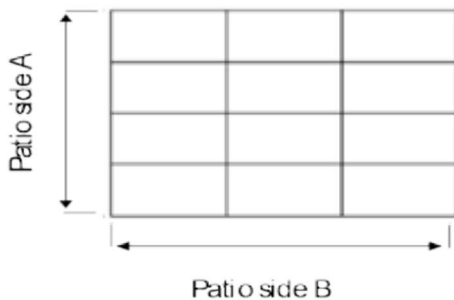
(Top edge of ground - Top edge of board)

Fall (Below deck) _____ Angle

Flooring Dimensions: _____ mm

Deck Edging End Profile: Yes No

Cross Board

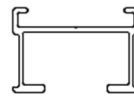


NOTE: Please attach drawings for reference

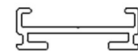
Substructure with aluminium profile

EVO

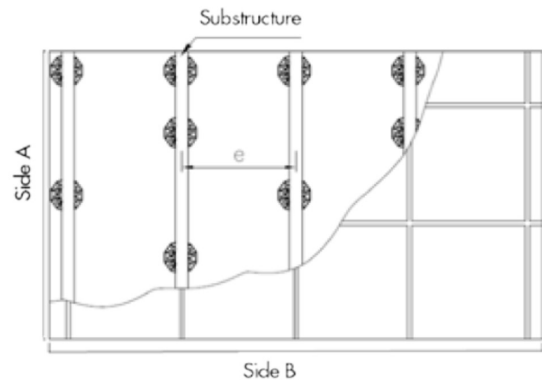
EVO SLIM



60w x 40h x 4000d mm



60w x 20h x 4000d mm



Marshall Separation Tape: Yes No

Stretcher Bond

