


Product data sheet – HH flat shearing angle

Product description

The HH flat shearing angle (wood-wood) is a bracket connector for absorbing shearing forces that was specifically developed for modern timber construction. Its low height means it is ideally suited to use in timber frame construction.



Material

- Galvanised S250
- Thickness: 3 mm

Advantages

- For installation on wood
- Very high shear load-bearing capacity thanks to a new fixing concept
- Fewer connectors required
- Especially high tensile forces can be absorbed in combination with the KonstruX

Certification

- European Technical Assessment ETA-19/0020



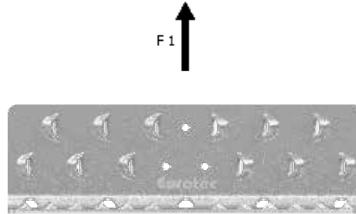
Product table

HH flat shearing angle			
Art. no.	Designation	Dimensions [mm] ^{a)}	PU
954088	HH flat shearing angle	230 x 70 x 70	1

a) Length x width x depth

Product data sheet – HH flat shearing angle

Static values



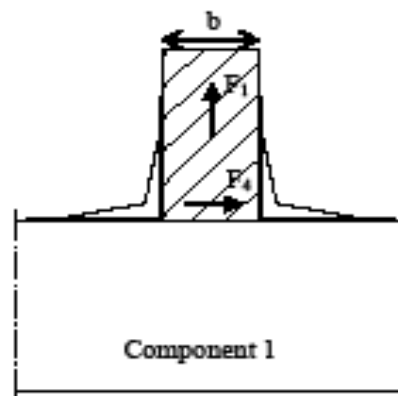
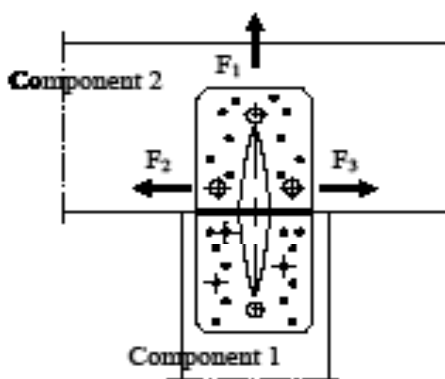
Load direction F1		
	Wood (pk = 350 kg/m ³)	Steel
	$F_{1,Rk}$ [kN]	$F_{1,Rk}$ [kN]
shearing angle 230 x 100*	30	120

* Values relate to six 5 x 120 screws and three 5 x 25 screws per side and five 10 x 125 screws per angle



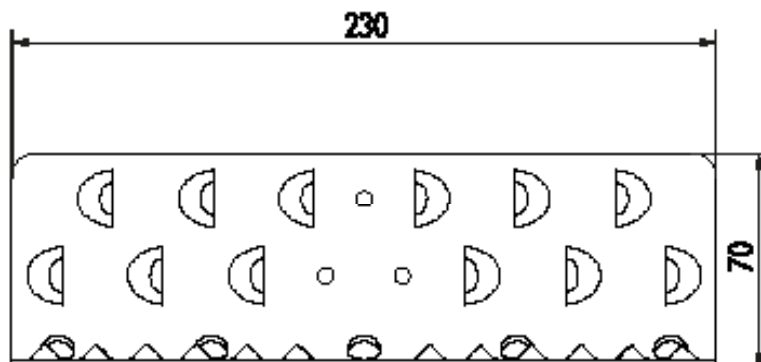
Load direction F2/3
$F_{23,Rk}$ per 230 x 100 shearing angle in the case of a full screw connection / wood-wood connections, pk = 350 kg/m ³ (six 5 x 120 screws and three 5 x 25 screws per side and five 10 x 125 screws per angle): $F_{23,Rk} = 40$ kN

$F_{4,Rk}$ per 230 x 100 shearing angle in the case of a full screw connection / wood-wood connections, pk = 350 kg/m³ (six 5 x 120 screws and three 5 x 25 screws per side and five 10 x 125 screws per bracket): $F_{4,Rk} = 40$ kN



Product data sheet – HH flat shearing angle

Drawing



Instructions for use

For anchoring in wood, a total of 24 slanted screw connection holes and six 90° holes are available per shearing angle. Anchoring is performed with the Paneltwistec 5 x 120 mm (slanted screw connection), the angle-bracket screw 5 x 25 mm (90° screw connection) and the KonstruX Ø 10 x 125 mm.

Application image



If you are not familiar with how this product is used, and particularly with the product's intended use, please contact our Application Technology department (Technik@eurotec.team).